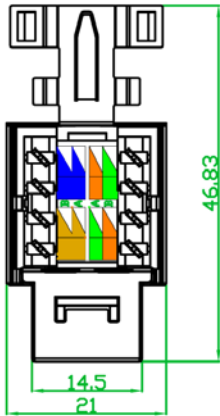
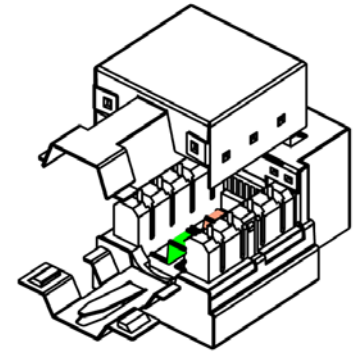
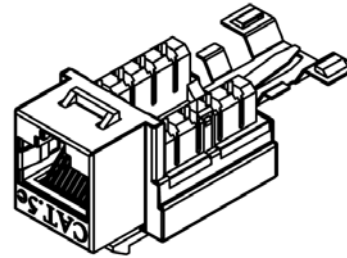
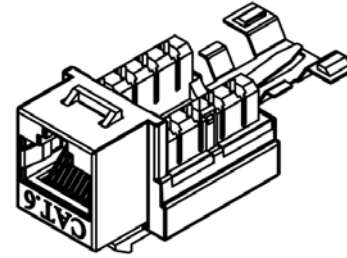
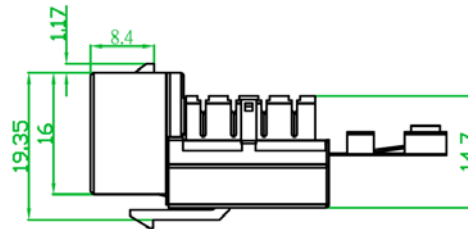
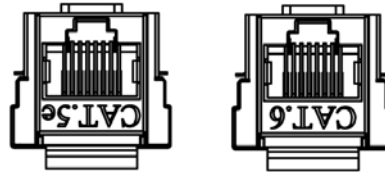
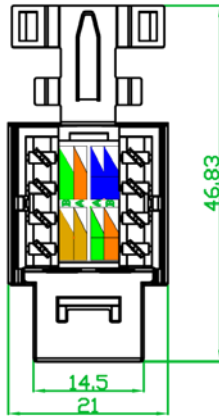


DATE	REV.	REVISION	DRAFTING	CHECKED
06.09.14	A/0	NEW	湯欣之	

Cat.5e shielded



Cat.6 shielded



SPECIFICATION

- Housing material: PC UL 94V-0 rated.
Insert material: PC UL 94V-0 rated.
Contact Finished: 50 micro-inch gold over, Nickel 50-60 micro-inch.
- IDC Housing: PC UL 94V-0 white color.
IDC Terminal: Phosphor Bronze, nickel plated 50-60 micro-inch.
- Jack Housing Color: White
- P.C.B: FR4 1.6mm thickness, 2 layers.
- I.D.C CAP: PC UL 94V-0 white color.
- 3-piece shielded cover designed for easy cable installation and protection from external radiated noise.
- Certifications: UL listed;ANSI/TIA/EIA-568-B.2 ;FCC .
- Supports: Dual T568A & T568B wiring compatible with Category 5 enhanced requirement .
- Tool : Krone · AT&T (110 Type) .
- Optional Parts : Dust cover.

Color Coding Information

T568B

IDC terminal	color code
PIN.5	WHITE/BLUE
PIN.4	BLUE
PIN.1	WHITE/ORANGE
PIN.2	ORANGE
PIN.3	WHITE/GREEN
PIN.6	GREEN
PIN.7	WHITE/BROWN
PIN.8	BROWN

T568A

IDC terminal	color code
PIN.5	WHITE/BLUE
PIN.4	BLUE
PIN.1	WHITE/GREEN
PIN.2	GREEN
PIN.3	WHITE/ORANGE
PIN.6	ORANGE
PIN.7	WHITE/BROWN
PIN.8	BROWN

Unless specified on the drawing, tolerance are per the follows:

- . ±1
- .X ±0.2
- .XX ±0.05



DRAW.NO		DESC.	Cat.5e/Cat.6 90° shielded Keystone Jack		
DEPARTMEN	PM	DRAW	湯欣之	DATE	06.09.14
SCALE		APPROVED		DATE	
UNIT	mm	SHEET	1 OF 1		

Material	Part Number	1016-SF-04	Note	3RD		
----------	-------------	------------	------	-----	--	--