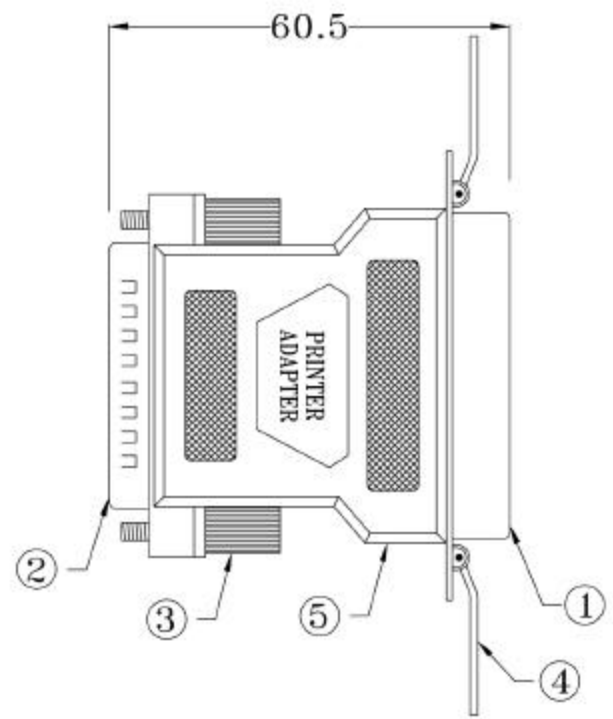
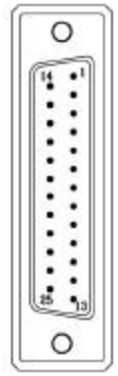
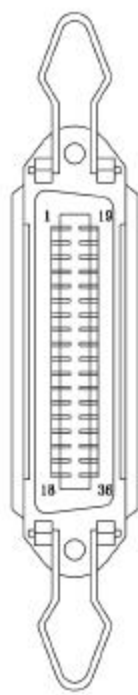


REVISIONS				
ZONE	REV	DESCRIPTION	DATE	APPROVED
A		New Release	12/13/01	H.T.

DB25M



CN36F



MODEL NO: P1: M-449	
DB25M	CN36F
1	1
1 : 1	
14	14
15	32
16	31
17	36
18	33
19	19
20	21
21	23
22	25
23	27
24	29
25	30
SHIELD	SHIELD

MATERIAL / SPECIFICATION		QTY	UNIT	UNLESS OTHERWISE SPECIFIED: 1. DIMENSIONS ARE IN MM 2. TOLERANCES: DIMENSIONS & EX. AIDS 3. DO NOT SCALE DRAWING 4. REMOVE ALL BURRS AND BREAK SHARP EDGES		CUSTOMER		SFCABLE.COM 1-888-275-8755		
5.	Molded PVC Beige	1	PCS.	<small>PROPRIETARY DOCUMENT THIS DRAWING AND/OR INFORMATION IS SUBJECT MATTER CONTAINED HEREIN, SHALL NOT BE LOANED, COPIED OR DISSEMINATED IN ANY MANNER, OR FOR ANY PURPOSE, OTHER THAN AS EXPRESSLY STATED BY:</small>		CUSTOMER APPROVAL		TITLE Parallel Printer Adaptor		
4.	Latch	2	PCS.							
3.	Molded Thumbscrew Beige #4-10, Length 21.5mm	2	PCS.			DRAWN: Howie Tseng DATE: 12/13/01 CHECKED:		SCALE: NONE	Release Date: 12/13/01	SHEET 1 OF 1
2.	DB25 Male, Gold Flashed on Contacts, Blue Insulator	1	PCS.					DATE	REV	
1.	CN36 Female, Gold Flash on Contacts, Blue Insulator	1	PCS.			DATE	REV	30D3-C2	A	
CABLE ASSEMBLY PARTS LIST										