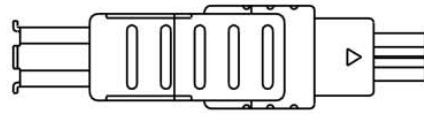
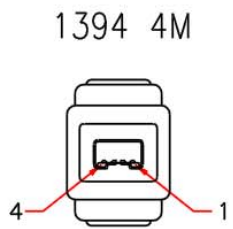
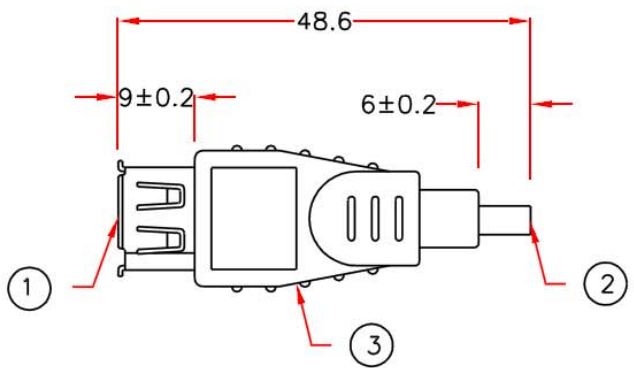
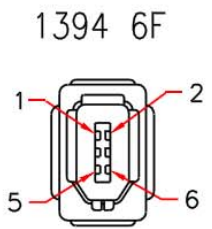


REVISIONS				
ZONE	REV	DESCRIPTION	DATE	APPROVED
	A	New Release	02/20/03	H.T.



P1



PIN ASSIGNMENT		
1394 6F		1394 4M
3	_____	1
4	_____	2
5	_____	3
6	_____	4
2	_____	SHIELD
SHIELD	_____	

3.	BLACK PVC MOLDED HOOD	1	PCS.
2.	1394 4 PIN MALE CONNECTOR	1	PCS.
1.	1394 6 PIN FEMALE CONNECTOR	1	PCS.
ITEM NO.	MATERIAL / SPECIFICATION	QTY	UNIT
CABLE ASSEMBLY PARTS LIST			
UNLESS OTHERWISE SPECIFIED: 1. DIMENSIONS ARE IN INCHES 2. TOLERANCES: DECIMALS ±.XX ±0.25 3. DO NOT SCALE DIMENSIONS 4. REMOVE ALL BURRS AND BREAK SHARP EDGES.		SFCABLE.COM	
PROPRIETARY DOCUMENT THIS DRAWING AND/OR INFORMATION OR SUBJECT MATTER CONTAINED HEREIN, SHALL NOT BE USED, COPIED OR DISSEMINATED IN ANY MANNER, OR FOR ANY PURPOSE, OTHER THAN AS AUTHORIZED BY THE ISSUING PARTY.		TITLE IEEE 1394 6F/4M ADAPTOR	
CUSTOMER	DATE	SIZE	FSCM NO.
CUSTOMER APPROVAL	02/20/03	DWG NO.	FW14-01
DRWEN Howie Tseng	CHECKED	SCALE	NONE
Release Date: 02/20/03		SHEET 1 OF 1	