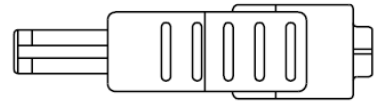


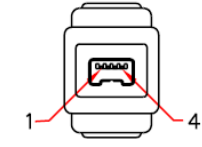
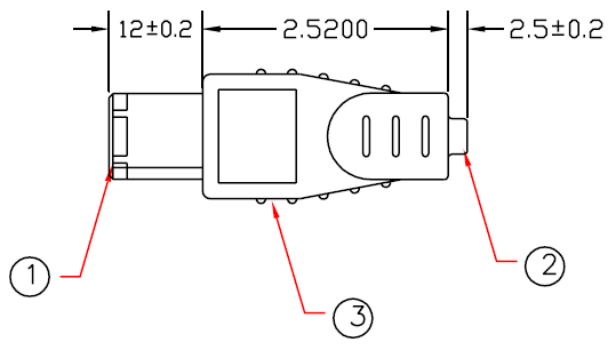
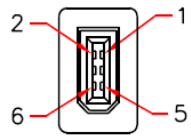
REVISIONS				
ZONE	REV	DESCRIPTION	DATE	APPROVED
	A	New Release	02/20/03	H.T.



P 1

1394 6M

1394 4F



PIN ASSIGNMENT		
1394 6M		1394 4F
3	_____	1
4	_____	2
5	_____	3
6	_____	4
2	_____	SHIELD
SHIELD	_____	

ITEM NO.	MATERIAL / SPECIFICATION	QTY	RECD	UNIT
3.	BLACK PVC MOLDED HOOD	1		PCS.
2.	1394 4 PIN FEMALE CONNECTOR	1		PCS.
1.	1394 6 PIN MALE CONNECTOR	1		PCS.
CABLE ASSEMBLY PARTS LIST				
UNLESS OTHERWISE SPECIFIED: 1. DIMENSIONS ARE IN INCHES 2. TOLERANCES: DECIMALS X.XX ±0.25 3. DO NOT SCALE DRAWING 4. REMOVE ALL BURRS AND BREAK SHARP EDGES.		CUSTOMER		
PROPRIETARY DOCUMENT THIS DRAWING AND/OR INFORMATION OR SUBJECT MATTER CONTAINED HEREIN, SHALL NOT BE USED, COPIED OR DISSEMINATED IN ANY MANNER, OR FOR ANY PURPOSE, OTHER THAN AS EXPRESSLY STATED BY		CUSTOMER APPROVAL		
DRAWN Howie Tseng		DATE 02/20/03	SIZE NONE	FSCM NO. Release Date: 02/20/03
CHECKED		DWG NO. FW15-01	TITLE IEEE 1394 6M/4F ADAPTOR	REV A
		SCALE	SHEET	1 OF 1

D
C
B
A

FNAME

REVDATE

USER