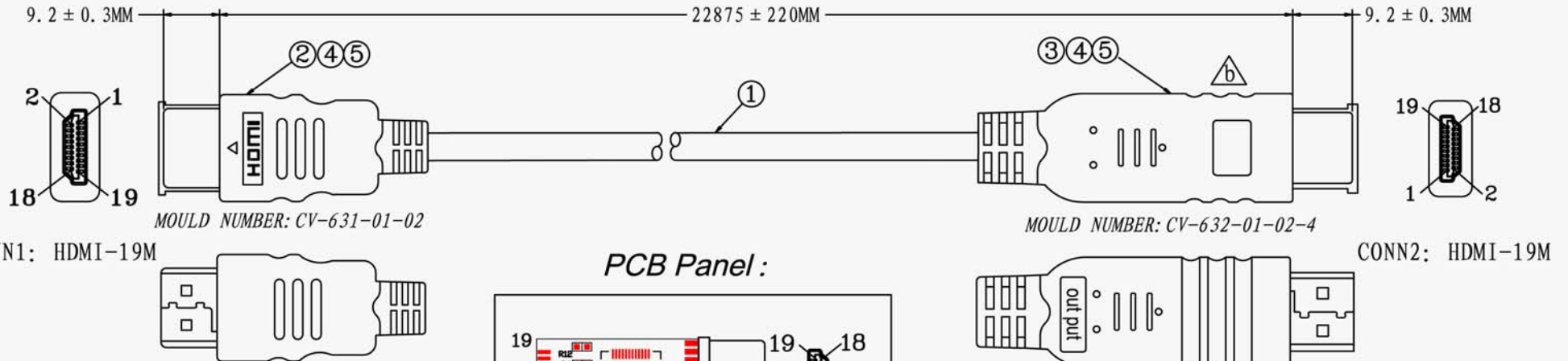



HDMI-19M/HDMI-19M.

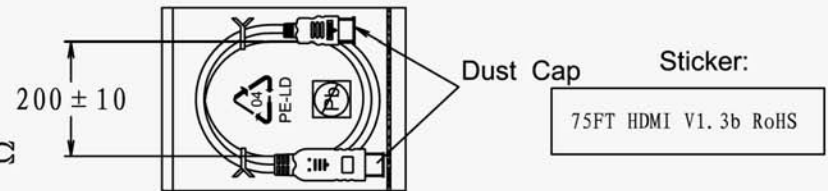


1. Pin Diagram:



2. Electricity Test Condition:
 A. Voltage: DC 300V/10ms
 B. Insulation Resistance: \wedge 20M Ω
 C. Conduct Resistance: \vee 2 Ω

3. Package:



NO.	PART NO.	DESCRIPTION	Q' TY	UNIT
1	Wire	UL20276 [1P*28# (7/0.127TA)+AE (7/0.127TA)+MYALR] *4C+28# (7/0.127TA) *1P+28# (7/0.127TA) *5C+AE (7/0.127TA) + B (50%AL Braid) (RoHS)	1	PC
2	Conn	HDMI-19P (M) Golden Plated (RoHS)	1	PC
3	Conn	HDMI19PM with PCBA Golden Plated (RoHS)	1	PC
4	Inner Model	Transparent PE (RoHS)	4	g
5	Outer Model	45P Black PVC (RoHS)	38	g
6	Sticker	Sticker: 12*26mm Mark: 75FT HDMI V1.3b RoHS	1	PC
7	Tie	L=200 Black (RoHS)	2	PC
8	PE BAG	12" x 15" (RoHS)	1	PCS
9	CTN	48 x 40 x 20cm (RoHS)	1/8	CTN

Client	Date	Unit	mm	Scale	Ver.	A/B	Page	1/1
Part No.	HDMI-EXX	Name	HDMI-19M/HDMI-19M					