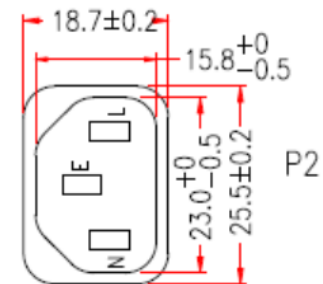
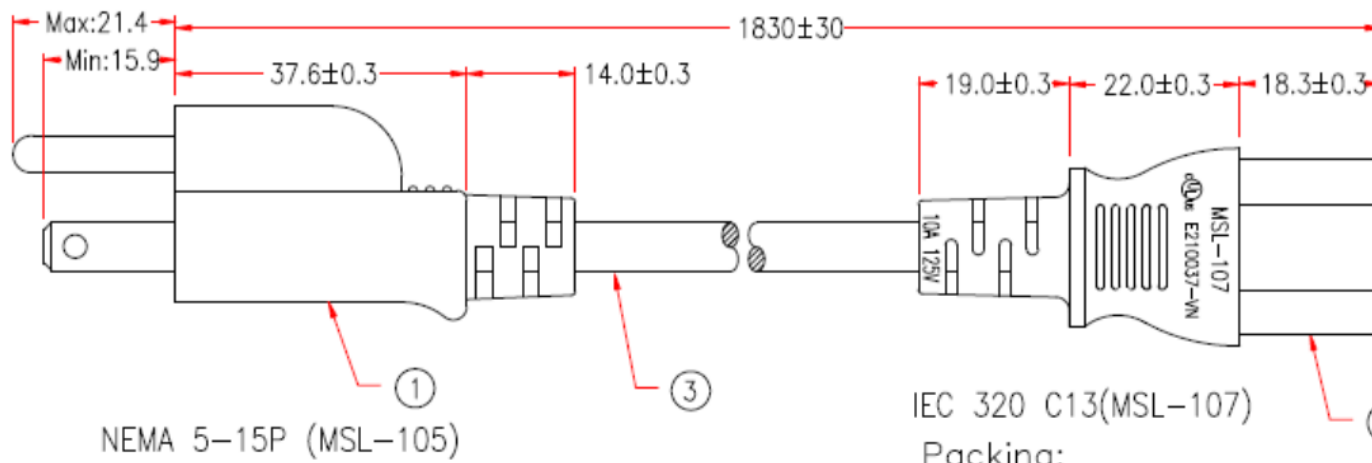
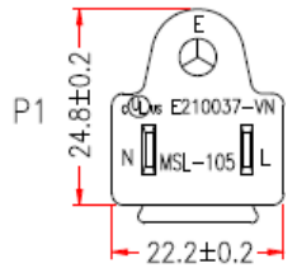


P1: M-003

P2: M-005

Customer No.:



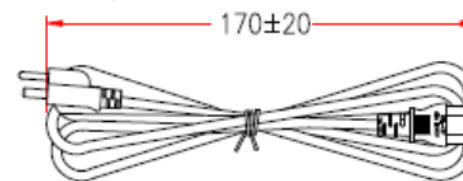
PIN	L	COLOR
P7B1-01	1F	Black
P7B1-01-WHT	1F	White(W48)
P7B1-02	2F	Black
P7B1-02-WHT	2F	White(W48)
P7B1-02S	2.5F	Black
P7B1-02S-WHT	2.5F	White(W48)
P7B1-04	4F	Black
P7B1-04-WHT	4F	White(W48)
P7B1-05	5F	Black
P7B1-05-WHT	5F	White(W48)
P7B1-06	6F	Black
P7B1-06-WHT	6F	White(W48)
P7B1-08	8F	Black
P7B1-08-WHT	8F	White(W48)
P7B1-10	10F	Black
P7B1-10-WHT	10F	White(W48)
P7B1-12	12F	Black
P7B1-12-WHT	12F	White(W48)

MARKING:

(UL) SVT 3/C 18AWG(0.824MM²) VW-1 105°C 300V E204978
 C(UL) SVT 3/C 0.824MM²(18AWG) FT2 105°C 300V E204978 MSL-VN-

105107B1F180(FP019-10)	
P1	P2
BLACK L	L
WHITE N	N
GREEN E	E

IEC 320 C13(MSL-107)
 Packing:



P1,P2: cULus E210037-VN

NOTE: All relevant materials are complied with RoHS directive .
 THE MARKING IS PROTRUDING LETTERING MOULD

No.	DESCRIPTION	Q'TY	Supplier
3	UL SVT 18AWG*3C, OD 6.3mm, COLOR SEE LIST, DRAWING No. EPSVT011803C-106	H5TB19-0304	1800mm M304
2	MOLDED PVCCOLOR SEE LIST, 35P	H1BC02-0304	M304
	BRACKET: YS-003	A1QC14-0767	1 M767
	TERMINAL: 2*4mm 98740BS-0/A	A1QB55-0257	3 M257
1	MOLDED PVC COLOR SEE LIST, 35P	H1BC02-0304	M304
	BRACKET: YS-002	A1QC07-0767W09	1 M767
	TERMINAL: 98661BS-1	A1QB01-0257	2 M257
	TERMINAL: ø4.75, 98475BS-1	A1QB06-0257	1 M257

APPROVED	CHECKED	DESIGNER	DRAWING	DATE	ITEM NO.	UNIT:mm
	HU	XJW	DAI	02/AUG/24	P7B1-XX-WHT	



1-888-275-8755

Cable Length
 Unless Other Spec.
 Tolerances:
 0 ~200mm ±10mm
 201~1000mm ±20mm
 1001 ~1500mm ±25mm
 1501~2100mm ±30mm
 2100mm± ±40mm