

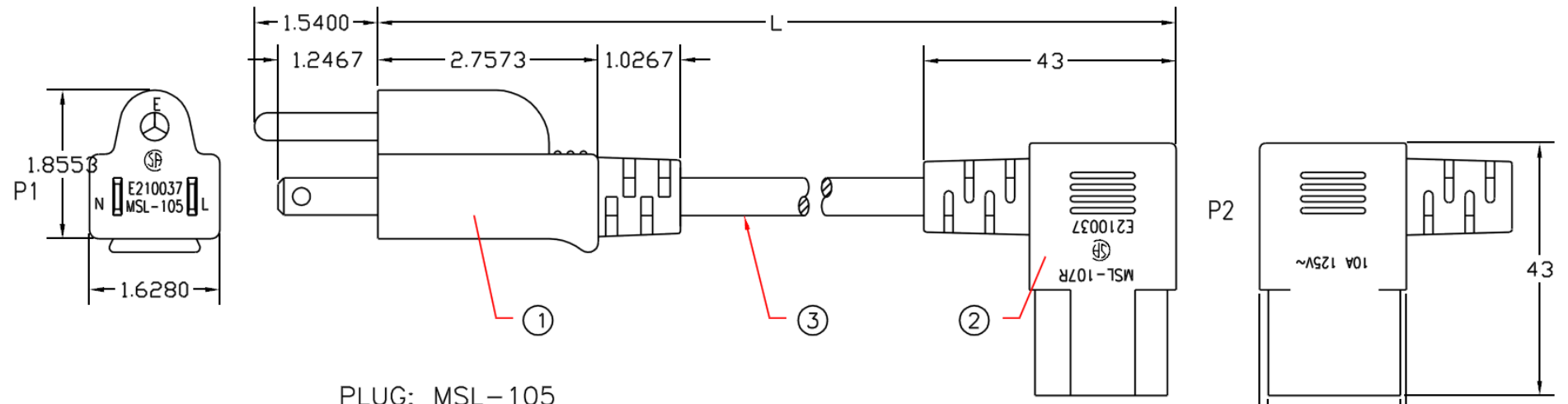
4

3

2


1

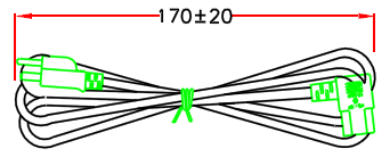
REVISIONS				
ZONE	REV	DESCRIPTION	DATE	APPROVED
A		New Release	08/04/03	H.T.



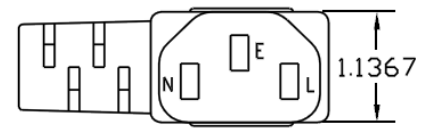
PLUG: MSL-105

CONNECTOR.: MSL-107R

P1.P2: E210037 



P1	_____	P2	_____
L	_____	L	_____
N	_____	N	_____
E	_____	E	_____



3.	UL SVT 18 AWG. x 3C	XX	FT.
2.	MS-107R SOCKET, UL / CSA APPROVED	1	PCS.
1.	MS-105 PLUG, UL / CSA APPROVED	1	PCS.
ITEM NO.	MATERIAL / SPECIFICATION	QTY	UNIT
CABLE ASSEMBLY PARTS LIST			
UNLESS OTHERWISE SPECIFIED: 1. DIMENSIONS ARE IN INCHES 2. TOLERANCES: DECIMALS ±.XX ±0.25 3. DO NOT SCALE DRAWING 4. REMOVE ALL BURRS AND BREAK SHARP EDGES.		SFCABLE.COM	
PROPRIETARY DOCUMENT THIS DRAWING AND/OR INFORMATION OR SUBJECT MATTER CONTAINED HEREIN, SHALL NOT BE USED, COPIED OR DISSEMINATED IN ANY MANNER, OR FOR ANY PURPOSE, OTHER THAN AS EXPRESSLY STATED BY		TITLE RIGHT ANGLE AC POWER CORD	
CUSTOMER	CUSTOMER APPROVAL	DATE	SCALE
		08/04/03	NONE
DRAWN Howie Tsenq	CHECKED	DATE	SCALE
		08/04/03	NONE
		Release Date: 08/04/03	SHEET 1 OF 1

FNAME

REVDATE

USER

D

C

B

A

D

C

B

A