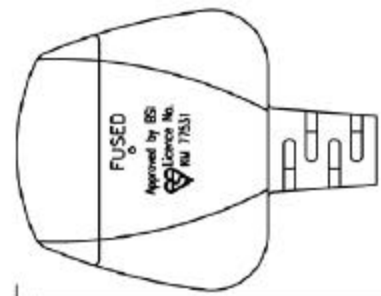


4 3 2 1

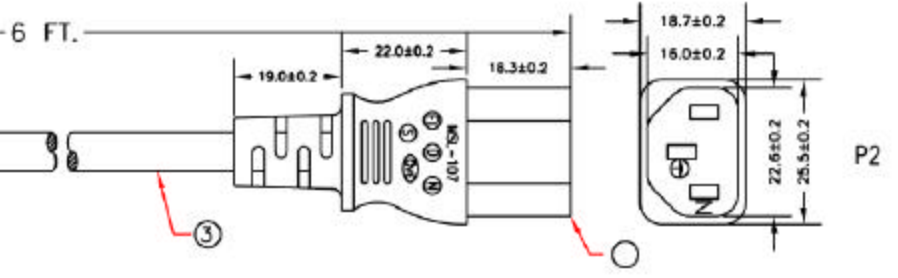
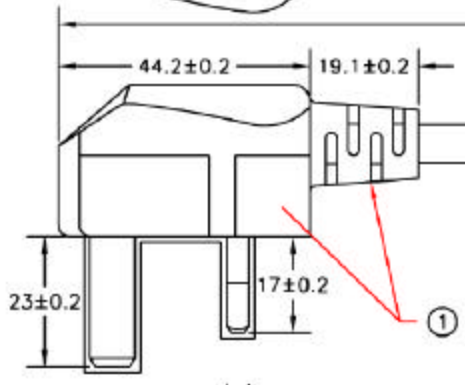
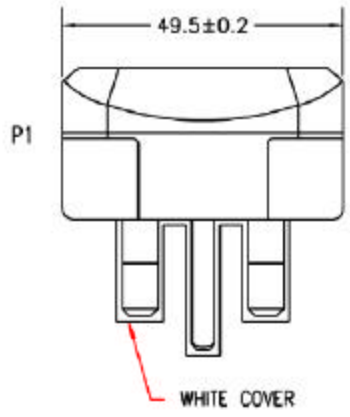
REVISIONS				
ZONE	REV	DESCRIPTION	DATE	APPROVED
	A	New Release	02/01/02	H.T.

FUSE:

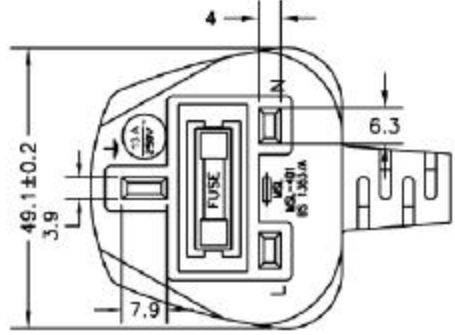
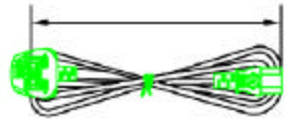
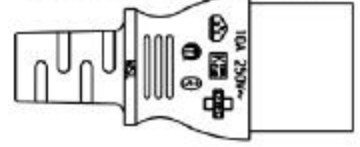
LOGO	FUSE
	13 A



P2:



CONNECTOR: MSL-107



PLUG: MSL-401

MARKING:
 H05VV-F 3G 0.75mm² KEMA-KEUR IEMMEQUYVDE
 N20050 GTS-3 3G 0.75mm² MSL

	P1	P2
BROWN	L _____	L _____
BLUE	N _____	N _____
GREEN/YELLOW	E _____	E _____

NOTE: ALL RELEVANT MATERIALS ARE COMPLIED WITH RoHS DIRECTIVE.

QTY	MATERIAL / SPECIFICATION	QTY	UNIT
3	H05VV-F 3G 0.75mm ² GTS-3, 0.0 6.8mm, BLACK PVC OUTER JACKET	6	FT.
	MOLDED PVC 45P, BLACK COLOR		
2	BRACKET: YM-BE-1	1	PCS.
	TERMINAL: 2x4mm, SH408-2	3	PCS.
	MOLDED PVC 45P, BLACK COLOR		
1	FUSE: 13 A	1	PCS.
	PLUG BRACKET AND TERMINAL A PIECE TYPE: HT0208	1	SET
CABLE ASSEMBLY PARTS LIST			

UNLESS OTHERWISE SPECIFIED: 1. DIMENSIONS ARE IN MMGS 2. TOLERANCES: DECIMALS PLUS 0.25 3. DO NOT SCALE DRAWING 4. REMOVE ALL BURRS AND BREAK SHARP CORNERS PROPRIETARY DOCUMENT THE DRAWING AND/OR INFORMATION ON THIS SHEET IS UNCLASSIFIED UNLESS INDICATED OTHERWISE BY THE ISSUING ORGANIZATION. IT IS NOT TO BE USED, COPIED OR REPRODUCED IN ANY MANNER, OR FOR ANY PURPOSE, OTHER THAN AS SPECIFIED BY THE ISSUING ORGANIZATION.	CUSTOMER	SFCABLE.COM		
CUSTOMER APPROVAL	TITLE ENGLAND AC POWER CORD			
DESIGN Howie Tseng	DATE 02/01/02	SHEET NO. P7EN-06	DWG NO. P7EN-06	REV A
CHECKED	SCALE NONE	Release Date: 02/01/02	SHEET 1	OF 1

4 3 2 1

USER REVD/DATE FNAME