


# English Manual



## English Manual

- "+/▶" In TF/Bluetooth mode when short press this button: next song; long press: Volume up. Don't work in AUX mode.
- "◀/" In TF/Bluetooth mode when short press this button: previous song; long press: Volume down. Don't work in AUX mode.
- "⏸" In TF mode, short press this button: Play/Pause; In Bluetooth mode, short press this button: Play/Pause/Answer/End/Cancel dial/Pair. In Bluetooth mode, double click: Last number redial; long press for 2 seconds: reject calls. In TF/AUX mode, press it will be TF card and AUX exchange.

1

## Bluetooth Pairing

- Make sure the Bluetooth Speaker is in the off state.
- Press ON/OFF key to Bluetooth mode, blue LED will flash 6 times. And short press Play/Pause key, blue and red LED flash alternately.
- Follow the operating instruction of your mobile phone for Bluetooth and allow your mobile to searching Bluetooth headset state. Typically, this is done by going to "set up", "connect" or "Bluetooth" menu and then selecting the option to search Bluetooth devices.
- The mobile can see S10 Bluetooth Speaker and ask if you wish to connect your mobile with this speaker. Press "Yes" or "Confirm" to confirm this action.

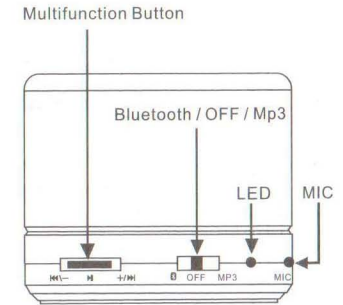
2

- Enter password or PIN 0000, and press "Yes" or "Confirm". ( Important notice: If the connection is successful, blue LED will flash. If the pairing is unsuccessful, the LED Blue and Red will still flash alternately. You need to pair again.)

## Flashing Instruction

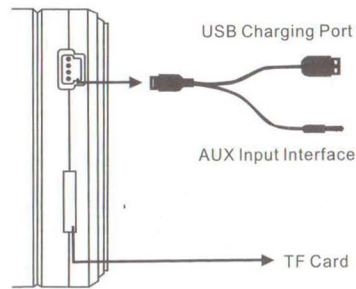
- Green LED flash: In TF card MP3 mode
- Green LED ON: TF card MP3 in pause or in AUX mode
- Blue LED flash: In Bluetooth mode
- Red and blue LED flash alternately: Bluetooth pairing
- Red LED ON: Charge
- Red LED OFF: Full power
- Red LED Flash: Low power

3



4

## Jack Instruction



5

## Specifications

- Insert the TF card to play music. Built-in TF smart decoder, you can listen to MP3 music stored in TF card.
- AUX Input plug While work with AUX, it is easily to listen to sound from PC, ipod/iphone, MP3/MP4.
- Bluetooth Handfree work with the Bluetooth for wireless communication.
- Stereo Bluetooth Stereo Bluetooth Speakers, supporting A2DP/AVRCP, allow you enjoy wireless HI-FI stereo music.

## Features

Battery voltage: 3.7V	Capacity: 520mAh
-----------------------	------------------

6

Charge voltage: 5V	Loudspeaker size: 45mm 4Ω 3W
Net weight: 230g	S/N: ≥95Db
Distortion: ≤0.5%	Size: 60*60*50mm

## Notice

- Do not let children play the product.
- Do not hit or beat the product.
- Do not use in very humid and high temperature environments. Product performance will decrease when it is used in cold regions.
- Do not throw the product into fire.
- Do not block speaker's net above the body.
- Please send to repair when the product is broken. Do not disassemble it by yourself.
- It's not covered under warranty when the product has metal of rust, surface spalling and other natural oxidation.

7

## Warranty Card

When Purchasing this product, pls fill in this card and be properly preserved.

Product Name: \_\_\_\_\_  
 Purchase Date: \_\_\_\_\_  
 Customer Name: \_\_\_\_\_  
 Customer Tel: \_\_\_\_\_  
 Customer Add: \_\_\_\_\_  
 \_\_\_\_\_  
 Distribution: \_\_\_\_\_  
 Distributor Tel: \_\_\_\_\_  
 Distributor Add: \_\_\_\_\_  
 \_\_\_\_\_  
 Signature: \_\_\_\_\_